Introduction

Before you can setup the Cadence® OrCAD® Capture CIS configuration file (.DBC), you must define the open database connectivity (ODBC) data source for your database. Capture CIS interfaces to your part database using a defined ODBC data source name. A data source consists of a database filename and an associated ODBC driver with which to access it. If you are setting up a client-server database, the data source also references the database server. You define the data source name, assign the database file name, and specify the ODBC driver using the 64-bit ODBC Windows control panel.

You must define the data source on each user's system. When you do so, use the same data source name. This allows users to share the same configuration file.

Note: If your workgroup is sharing a configuration file, make sure to write-protect the file.

Creating an ODBC link for Microsoft® Access® on 64-bit Operating Systems

1. Make sure you have the relevant ODBC drivers to map a 32-Bit Microsoft Office to a 64-Bit datasource. Refer to the app note Capture CIS Data Sources for further information.
2. Go to the Start > Control Panel > Administrative Tools
3. Double click the 'Data Sources (ODBC)' icon, this will open the ODBC Data Source Administrator dialogue.
4. Click the System DSN tab, this will show you the currently configured System Data Sources and will allow you to Add, Remove and configure your ODBC data sources.

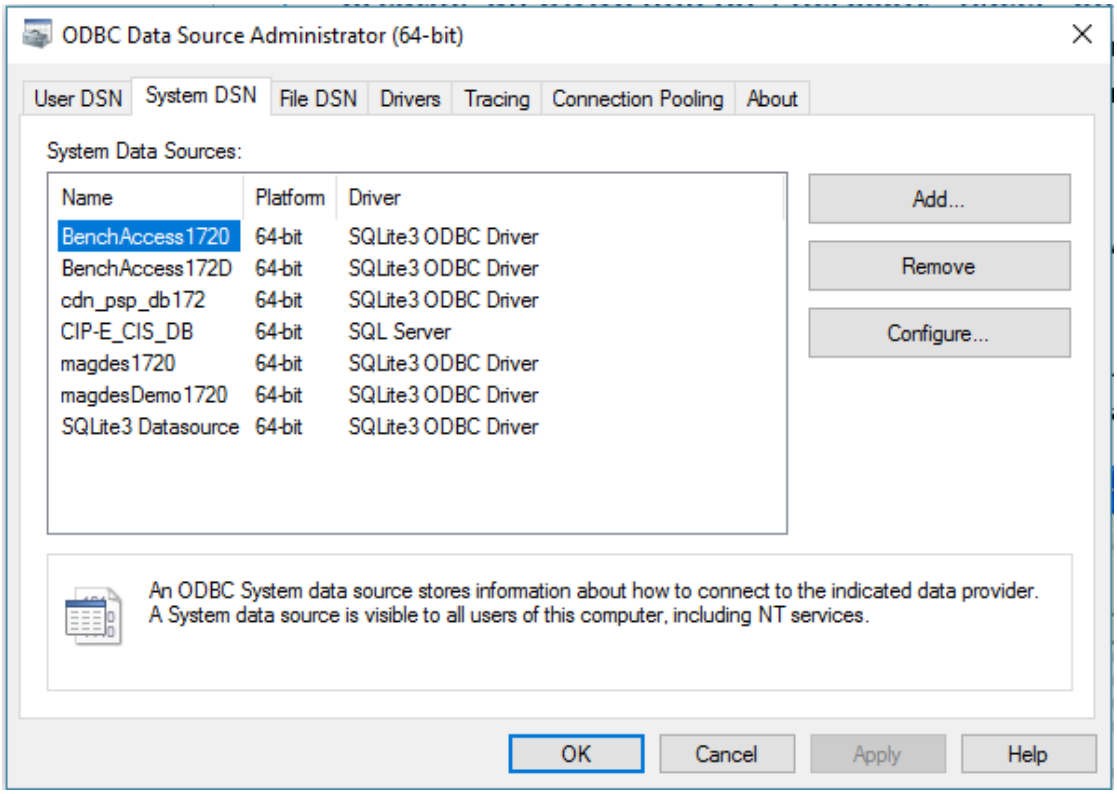

5. To define a new data source click the 'Add' button
6. Select a Microsoft Access Driver (*.mdb *.accdb).

© 2016 Parallel Systems Limited

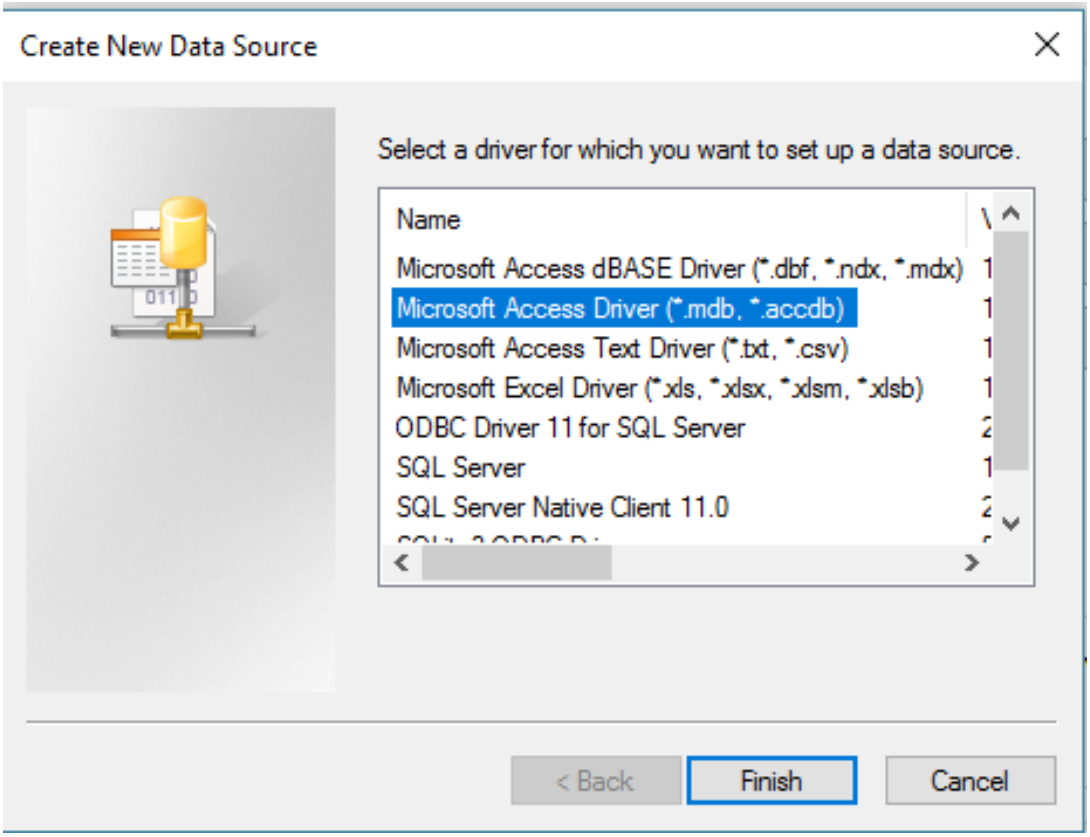

7. Specify a data source name (Note: this name will be used when you create your database connector in Capture CIS), and description then select your Access .MDB or .ACCDB database using the Select button.

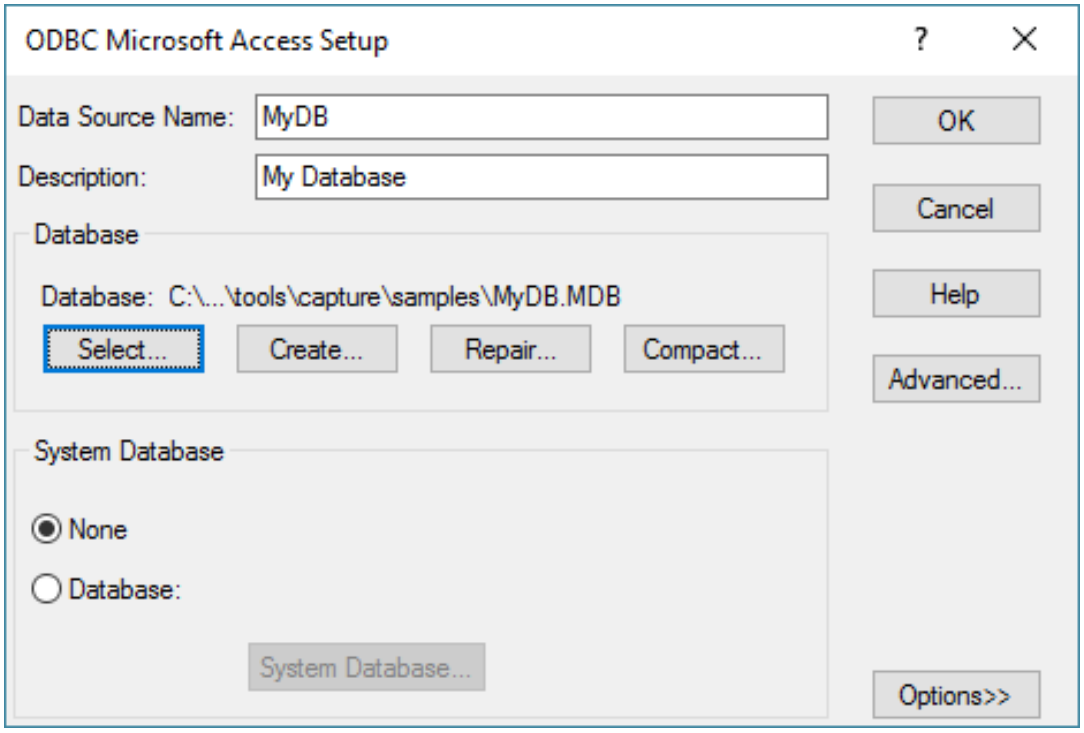

8. Click 'OK' to close the 'ODBC Microsoft Access Setup' dialogue box.
9. The configured database is now in the system DSN list.

© 2016 Parallel Systems Limited

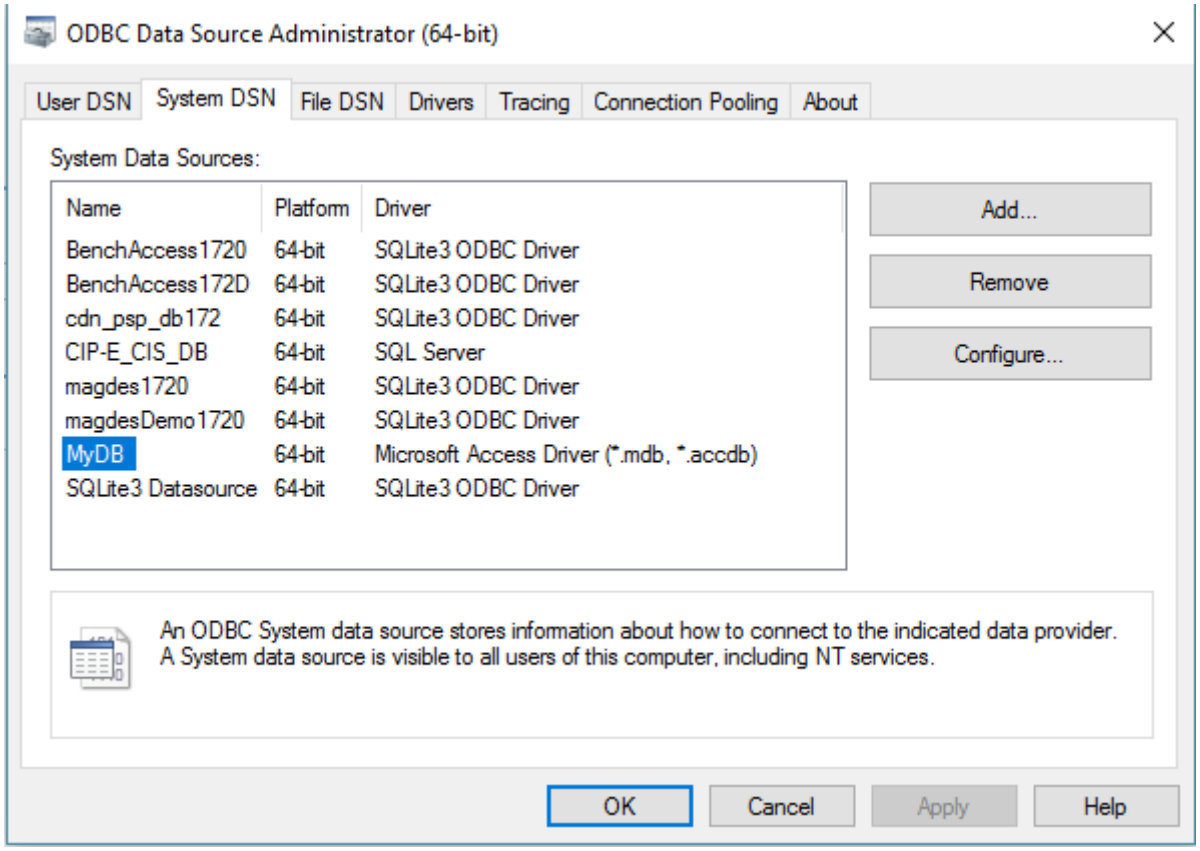

10. Click ‘OK’ to finish.

You can now go to Capture CIS and create your DBC file using the data source name specified above.

The following are trademarks or registered trademarks of Cadence Design Systems, Inc. 555 River Oaks Parkway, San Jose, CA 95134
Allegro®, Cadence®, Cadence logo™, Concept®, NC-Verilog®, OrCAD®, PSpice®, SPECCTRA®, Verilog®
Other Trademarks
All other trademarks are the exclusive property of their prospective owners.
NOTICE OF DISCLAIMER: Parallel Systems is providing this design, code, or information "as is." By providing the design, code, or information as one possible implementation of this feature, application, or standard, Parallel Systems makes no representation that this implementation is free from any claims of infringement. You are responsible for obtaining any rights you may require for your implementation. Parallel Systems expressly disclaims any warranty whatsoever with respect to the adequacy of the implementation, including but not limited to any warranties or representations that this implementation is free from claims of infringement and any implied warranties of merchantability or fitness for a particular purpose.

© 2016 Parallel Systems Limited